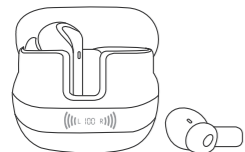


P-M8

ANC主动降噪+4*MIC双麦ENC通话降噪
ANC active noise reduction
+ 4*MIC dual microphone ENC call noise reduction



打开充电盒、耳机自动开机并自动进行配对

首次使用时，打开充电盒
耳机白灯慢闪，其中一台耳机指示灯熄灭，
另外一台指示灯继续慢闪，代表L、R耳自动配对成功，
耳机将进入等待手机配对模式。

Open the charging box, the earphones will automatically turn on and pair

When using for the first time, open the charging box
The white light of the earphone flashes slowly, the indicator light of one earphone goes out,
The indicator light of the other earphone continues to flash slowly, indicating that the L and R earphones are automatically paired successfully.
The earphones will enter the waiting mode for mobile phone pairing.

使用耳机 Use headphones

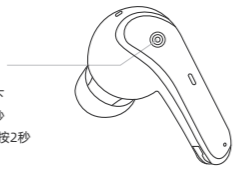
打开耳机盒
打开已解锁的手机蓝牙“开关”
搜索蓝牙设备 P-M8 点击连接即可

Open the headphone box
Turn on the Bluetooth "switch" on your unlocked phone
Search Bluetooth device P-M8 and click to connect

左耳点触方式 Left ear touch method

暂停播放：触摸1下
上一曲：触摸2下
音量减：触摸3下
接听挂断：触摸1下
拒接电话：长按2秒
Siri/语音助手：触摸4下
降噪模式切换：长按2秒
环境通透模式切换：长按2秒

Pause | Play: Touch once
Previous song: Touch twice
Volume down: Touch three times
Answer/Hang up: Touch once
Reject call: press and hold for 2 seconds
Siri/Voice Assistant: Touch four times
Noise reduction mode switch: press and hold for 2 seconds
Environmental transparency mode switch: press and hold for 2 seconds



右耳点触方式 Right ear touch method

暂停播放：触摸1下
下一曲：触摸2下
音量加：触摸3下
接听挂断：触摸1下
拒接电话：长按2秒
Siri/语音助手：触摸4下
降噪模式切换：长按2秒
环境通透模式切换：长按2秒
Pause | Play: Touch once
Next song: Touch twice
Volume up: Touch three times
Answer/Hang up: Touch once
Reject call: press and hold for 2 seconds
Siri/Voice Assistant: Touch four times
Noise reduction mode switch: press and hold for 2 seconds
Environmental transparency mode switching: press and hold for 2 seconds



充电指示灯状态 Charging indicator status

1. 充电盒自带霍尔开关功能，
2. 打开充电盒上盖，数显屏显示充电盒当前电量
3. 关闭充电盒盖，数显屏显示充电盒当前电量，
数显屏显示L、R耳机对应跑马灯跑马



指示灯说明 Indicator light description

低电时：提示音间隔60秒“嗒”一声
提示一次：battery in low
指示灯：白灯5秒闪一下
耳机在充电中：白灯常亮
指示灯熄灭：蓝牙连接成功
耳机断开连接：白灯闪烁
白灯慢闪：耳机配对状态
一边白灯熄灭、另一边白灯慢闪：
左右耳机配对成功



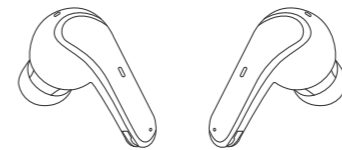
Battery low: the tone will beep at 60 seconds intervals and white light flashes once every 5 seconds
Indicator light off: Bluetooth connection successful
White light flash slowly: Headsets pairing status
One ear white light off, one ear white light flash slowly: 2 earphones paired successfully



用充电线连接充电盒，指示灯显示当前电量后，
充电时LED数显管白灯常亮，对应跑马灯跑马。
充满电时（数显管白灯常亮）
Connect the charging cable to the charging box.
After the indicator light shows the current battery level, the white LED light of the digital display tube is always on during charging, corresponding to the horse racing lantern.
When fully charged (the white light of the digital display tube is always on)

尽情享受P-M8现场级音质的陪伴

Enjoy the company of P-M8 live-level music



monoise

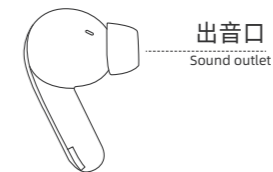
产品介绍 Product description

触摸按键

Touch button

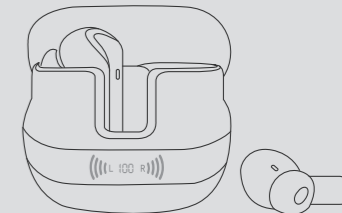
指示灯

indicator light



出声口

Sound outlet

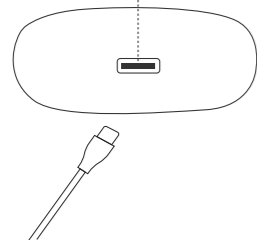


P-M8产品说明书

P-M8 Pro Product Manual

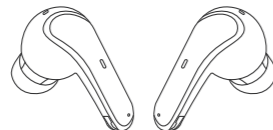
Type-C接口处

Type-C interface



物品清单

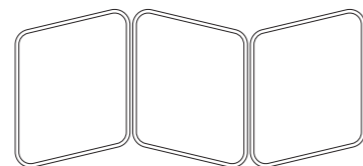
Item list



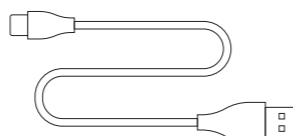
耳机 X 2 earphone X 2



充电盒 X 1 Charging box X 1



产品说明书 X 1 Product Manual X 1



Type-C数据线 X 1 Type-C data cable X 1

重要安全提示

- 使用耳机会影响您辨别其它声音的能力。当您从事任何需要全神贯注的活动时，请谨慎使用耳机。
- 本产品不是玩具——切勿让儿童玩耍本产品。如果误食包装袋本身或其中包含的许多小部件，可能会导致窒息。
- 请勿尝试自行拆卸产品，或将任何不明物体插入产品中，否则可能导致短路，从而导致火灾或触电。
- 避免将您的产品暴露在雨水、湿气或其他液体中，以防止产品损坏或对您造成伤害。
- 请勿将耳机浸入水中。
- 请勿在淋浴或沐浴时佩戴耳机，或参与水上运动，例如游泳、滑水、冲浪等。
- 请在温度0°C-35°C范围内使用本设备，并在温度-20°C~ +45°C范围内存放设备及其配件当环境温度过高或过低时，可能会引起设备故障。

Important safety tips

- Using headphones can affect your ability to distinguish other sounds. Use headphones with caution when you are engaged in any activity that requires your full concentration.
- This product is not a toy - do not let children play with this product. The bag itself or the many small parts it contains may cause suffocation if swallowed.
- Do not try to disassemble the product yourself or insert any unknown objects into the product, otherwise it may cause a short circuit, resulting in fire or electric shock.
- Avoid exposing your product to rain, moisture, or other liquids to prevent damage to the product or injury to you.
- Do not immerse the earphones in water.
- Do not wear headphones in the shower or bath, or participate in water sports, such as swimming, water skiing, surfing, etc.
- Please use this device within the temperature range of 0°C-35°C, and store the device and its accessories within the temperature range of -20°C-+45°C. When the ambient temperature is too high or too low, the device may be damaged. Fault.

非保修条例

- 未经授权维修、误用、碰撞、疏忽、滥用、进液、事故、改动、不正确使用非产品配件，或撕毁、涂改标识、防伪标记；
- 已超过保修有效期；
- 因不可抗力造成的损坏；
- 消费者因使用、维护、保管不当等人为原因造成损坏的；
- 因不可抗力造成损坏的，如地震、火灾、洪水、台风等。



Non-Warranty Conditions

- Unauthorized repairs, misuse, collisions, negligence, excessive use, liquid ingress, accidents, modifications, the use of non-original product accessories, or the removal or alteration of labels or anti-tamper markings.
- The product has exceeded the validity period of the "Three Guarantees" (repair, replacement, and refund).
- Damages caused by force majeure.
- Damages caused by the consumer due to improper use, maintenance, or storage.
- Damages caused by irresistible forces such as earthquake, fires, floods, typhoons, etc.



monoise